


HL2024 Inline 1P 3/4"

Pressure independent flow controller



Manual



HL2024 Inline 1P 3/4"

Optimal flow control

The HL2024 Inline creates a constant flow through its unique property of pressure independence. As such it ensures savings, optimal user comfort and system stabilisation. Installed into the piping towards both inlets of mixer taps, the product significantly reduces temperature fluctuations.

HL2024 Inline 1P 3/4"

Pressure independent flow controller



Read this manual carefully.

Packaging contents (in case of individual packaging)

- 1 x HL2024 Inline 1P 3/4"
- 2 x Fiber washer 24.0 x 17.0 x 2.0 mm

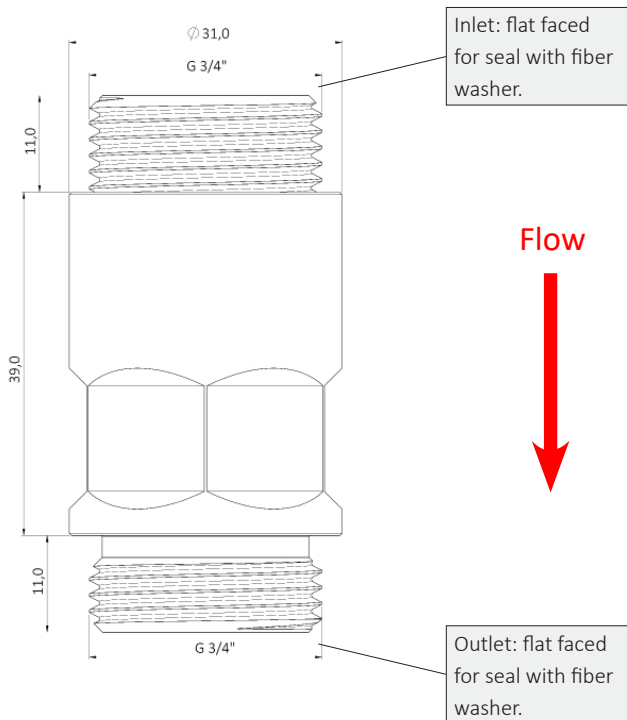


Image: HL2024 Inline 1P 3/4" (dimensions in mm)

HL2024 Inline 1P 3/4"

Pressure independent flow controller



Installation

Install the product into the piping of a water installation.

1. Shut off the system water pressure and make sure there is no dirt in the piping.
2. Place one fiber washer in each side of the product and mount the product into the piping and / or to the flexible water hose. If applicable, only use suitable adapters.
3. Re-open the system water pressure.
4. Let the tap run briefly so that the fiber washers get wet and seal. The products may leak slightly until the fiber washers expand and seal after about 30 seconds. If this is not the case, check that the product is properly tightened. If necessary, follow the above steps again with new and dry fiber washers.



- Always use new fiber washers that meet the original specifications on the inlet and outlet of the product.
- Never use multiple washers in one seal.



Do not use wrenches or other grabbing tools on the product unless this is necessary. If necessary, only use tools on the hexagonal part of the product. Do not use excessive force to install the product.



If present, remove any existing flow limiters upstream and downstream of the product in order to guarantee the optimal performance of the product.




Image: HL2024 Inline 1P 3/4" mounted into piping

HL2024 Inline 1P 3/4"

Pressure independent flow controller



Maintenance and cleaning

The product is maintenance-free with the exception of the following:

Possible residue that originates from the water system and that exceeds the maximum particle size for the product (see product Data Sheet) will collect on the meshes inside of the product. This needs to be removed by removing the entire product from the piping. Hold the product upside down, submerge in clean water and shake until dirt falls out. Rinse with clean water prior to re-installation. After re-installation, run the water for a few seconds to allow the new fiber washers to expand for a watertight fit. Keep the product clean for optimal functionality.

Lime residue

In exceptional circumstances, some lime may collect on the inside of the product. This is however very rare because (1) the product is permanently submerged in water, (2) the used materials are not expected to collect lime and (3) the flow speed in the product is very high. In the unlikely case that there is some lime residue, this can best be cleaned out with a mild lime descaler.



After maintenance / cleaning, always use new fiber washers that meet the original specifications.



DO NOT in any way disassemble the product under any circumstance and do not replace parts with parts of other manufacturers. Disassembly of the product leads to product damage, loss of functionality and irrevocable loss of warranty.

Careful use of HL2024 products

HL2024 products must only be used for their intended purpose and under the appropriate circumstances. To this end, the following must be observed.

1. The products are used with care. In this context, careful use means:
 - a. The product is only used for the application for which it is intended;
 - b. The product is installed and treated with care;
 - c. The product is maintained and cleaned when necessary;
 - d. The product is only used under conditions that (drinking) water installations must legally comply with;
 - e. The product is used according to the instructions in this manual and according to the product specifications and criteria as set out in the product Data Sheet.

HL2024 Inline 1P 3/4"

Pressure independent flow controller



Careful use of HL2024 products - continued

2. The products are not exposed for a prolonged period, that is to say within a permanent or semi-permanent installation setting, to a water pressure of 500 kPa (dyn) or more in combination with a temperature of 60 °C or more. This does not include brief and incidental higher pressures and higher temperatures within the product's allowed operating conditions.

For (desired) application within a permanent or semi-permanent installation setting with a water pressure of 500 kPa (dyn) or more in combination with a temperature of 60 °C or more, please first contact the sales organisation for HL2024 products: Cenergist.



Contact

For enquiries, please contact Cenergist.

Cenergist is the sales organisation for HL2024 products.

w: www.hl2024.com

e: comercial@cenergist.com

t: +34 (0)915 62 11 59